



City of Oak Park

RESIDENTIAL REFUSE, RECYCLING & YARD WASTE REQUIREMENTS

Mayor: Marian McClellan • **Mayor Pro Tem:** Angela Diggs Jackson

Council Members: Michael M. Seligson, Paul H. Levine, Emile J. Duplessis

Oak Park Department of Public Works, 10600 Capital Ave., Oak Park, MI 48237

Phone: 248-691-7497 • Web site: www.ci.oak-park.mi.us

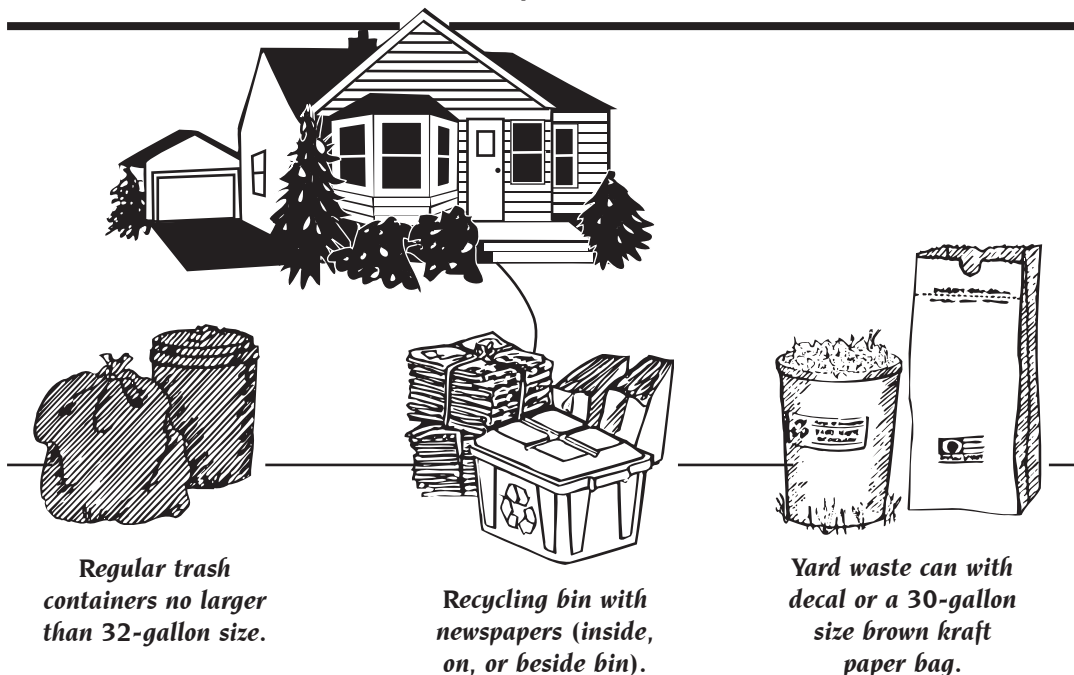
Notice to Residents:

YARD WASTE MUST BE SEPARATED FROM REGULAR REFUSE

In accordance with state law, branches, leaves, hedge trimmings, grass clippings and other yard waste must be separated from regular refuse at all times of the year. Yard waste recycling conserves landfill space, helps the environment, and saves money.

Curbside yard waste collection begins the first week of April and ends the second week of January.

During winter months, residents can bring their shrubs, bags of leaves, grass or brush bundles (up to 10 filled yard bags or bundles per home per day) to the SOCRRA Transfer Station at 995 Coolidge (across from Meijer). Hours are Mon. - Sat. 7am - 6pm



BRUSH AND YARD WASTE PICKUP

YARD WASTE: Yard waste includes grass clippings, leaves, small twigs (¼ inch in diameter or less), shrub trimmings, weeds, and general yard and garden waste materials. Separate yard waste from regular refuse and set out for pick up in either a 30-gallon brown paper kraft bag or a refuse can with an Oak Park Yard Waste Recycling decal attached. Decals are available at the Water Department or the Department of Public Works.

LARGE BRANCHES/BRUSH: From the first Monday in April through mid-January, branches less than 6 inches in diameter and between 4 feet and 8 feet in length may be stacked and set out at the curb for pickup by the chipper truck. Branches should be stacked with the cut ends facing the same direction. The following materials, however, are NOT ALLOWED for curbside brush pickup: materials produced by commercial landscapers and tree trimmers and materials produced from tree removal projects (including stumps, logs, and roots removed by the resident or a private firm.)

SMALL BRANCHES/BRUSH: Branches and woody materials that are less than 1½ inches in diameter can also be cut into 4 to 4½ foot lengths, bundled with twine and placed at the curb to be collected as trash. (40 lb. weight limit per bundle).


FREE WOOD CHIPS and SOCRRA COMPOST: Wood chips and compost are available for pick up at the Oak Park ice arena parking lot, 14200 Oak Park Boulevard.

City of Oak Park

RESIDENTIAL REFUSE COLLECTION

COLLECTION

Weekly refuse collection begins at 7:00 am. Refuse may not be set out before noon on the day prior to collection day. Containers should be placed at the curb. They cannot be placed in the street or on the sidewalk. Containers cannot be left out later than noon the day after collection day.



HOLIDAY COLLECTIONS

When one of the following holidays fall on a weekday, collection for the holiday and remaining days of the week will be delayed one day:

- New Year's Day
- Memorial Day
- Independence Day
- Labor Day
- Thanksgiving Day
- Christmas

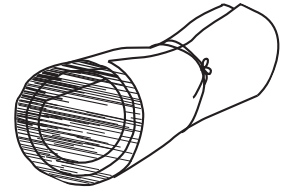
REFUSE CONTAINERS

All refuse must be contained in a refuse can with handles and a lid (between 10 and 32 gallons in size) or in a plastic trash bag with a minimum thickness of 2 mills. Plastic trash bags must be tied at the top or bundled in such a way that they can be readily handled by a single collector. The combined weight of any receptacle and its contents **must not exceed 60 pounds**, while **no bag can weigh more than 40 pounds**.



BULK ITEMS

Carpeting and padding must be rolled and either tied or taped into bundles less than 4 feet long weighing 60 pounds or less.

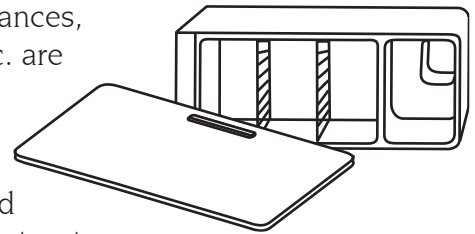


LARGE ITEMS

Household items such as furniture, appliances, mattresses, etc. are picked up separately.


Up to three large household items may be set out on your regular refuse collection day. Separate from regular refuse.

Place at the curb no later than 7:00 am on refuse collection day.



RECYCLABLES

Curbside recycling pickup is scheduled for the same day as refuse collection. Recyclables must be placed in containers approved by the Department of Public Works and recycling guidelines must be followed. (See next page.)



City of Oak Park

CURBSIDE RECYCLING INSTRUCTIONS

NEWSPAPERS, MAGAZINES, GLOSSY ADS, OFFICE PAPER, JUNK MAIL, and MORE

Place ALL paper together in a brown paper grocery bag or a see-thru plastic grocery bag.


Examples:

- Office paper - any color
- Junk mail - window envelopes
- Catalogues
- Glossy newspaper inserts
- Telephone books
- Manila folders
- Paperback books



PAPERBOARD BOXES

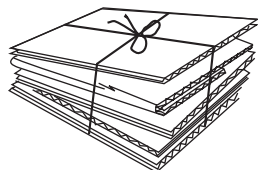
- Cereal boxes; food boxes; etc.
- Brown paper bags.
- Remove all plastic, foil, and liners.
- Milk cartons and drink boxes.
- Flatten items and stuff tightly in biggest paperboard box **OR** place in brown paper grocery bag.



CORRUGATED CARDBOARD

Prepare your cardboard boxes in ONE of the following ways:

- Unfold, flatten and bundle boxes with tape or twine and place inside, next to or under bin. Bundles should be no larger than a standard recycling bin and have a 60 lb. limit
- Unfold, flatten and stuff smaller boxes into a larger box (no larger than a standard recycling bin) along with other paper/cardboard and place inside or next to bin. Be sure to fill the larger box.



PLASTIC CONTAINERS

- All plastic containers that fit in your bin.
- Clean.
- No caps.




GLASS BOTTLES & JARS

- Clean.
- Clear, brown, blue and green.
- Metal lids can remain on.
- No ceramics, mirrors, coffee cups, plates, or window glass.



METAL CANS & SMALL METAL ITEMS

- Cans, aluminum trays, pie tins, metal lids, metal hangers, pots and pans, faucets, pipes and other small metal items.



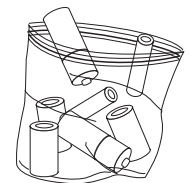
EMPTY PAINT & AEROSOL CANS

- Paint cans must be empty. Remove paint can lids and place loose in the bin. **(See back page for more information).**
- DO NOT puncture or remove ends of aerosol cans.




HOUSEHOLD BATTERIES

- Place in a clear plastic baggie inside bin.
- No automotive batteries in bin (take to SOCRRA Dropoff Center).



Questions? Call the DPW Service Center: 248-691-7497



RECYCLING BINS ARE AVAILABLE FOR PURCHASE

Recycling bins may be purchased from the Water Department, Recreation Department and Library. Large families may wish to have two or even three bins to hold their recyclables. The bin container is \$8.00 and the cover is \$4.00

WASTE REDUCTION TIPS

AT THE STORE...

- Buy in bulk.
- Look for products with minimal packaging.
- Buy containers made from recycled materials.
- Buy containers which can be recycled when empty.
- Bring your own shopping bag.
- Avoid disposables.

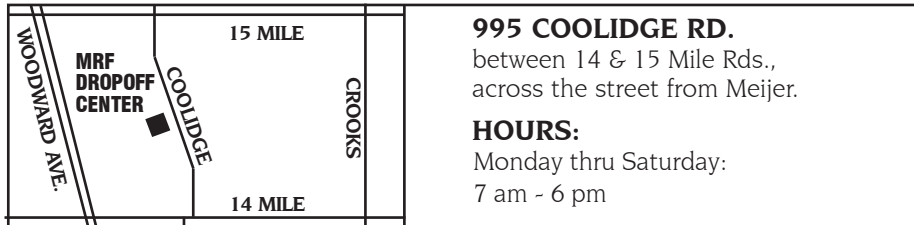
AT HOME...

- Reuse containers for storage.
- Reuse wrapping paper, gift bags, and plastic bags.
- Repair old items before purchasing new.
- Donate clothes, furniture, appliances and toys to local charities.
- Support rummage sales and garage sales.
- Borrow or rent items you use infrequently.

OAK PARK DPW SERVICE CENTER

10600 Capital Ave.
Oak Park, MI 48237
Phone: 248-691-7497
Fax: 248-691-7168
Web site: www.ci.oak-park.mi.us

FREE SOCRRA RECYCLING DROPOFF CENTER



MATERIALS ACCEPTED AT DROPOFF CENTER

NO APPOINTMENT NECESSARY

All curbside items listed PLUS

- Large batteries from cars, trucks, boats, etc.
- DVD's, CD's, video cassettes
- Hardcover books
- Used clothing, shoes, blankets and toys
- Plastic bags

PAPER SHREDDER AT DROP-OFF CENTER

Bring personal documents and shred them yourself for free. Shredder handles 40 sheets at a time. Please remove paper clips.
Open Monday thru Friday: 8 am - 3:30 pm. Saturday: 8 am - Noon

(Items listed below accepted by appointment only)

On-line Appointments Available at: www.socrra.org
or Call SOCRRA: 248-288-5153

HOUSEHOLD HAZARDOUS WASTE DISPOSAL

- Oil-based paints or chemical solvents
- Garden chemicals
- Oils; automotive products
- Household cleaners
- Insulin syringes
- Fluorescent light bulbs
- Other hazardous materials from homes

ELECTRONIC EQUIPMENT RECYCLING

- Computers
- Television sets
- Telephones
- Copy and fax machines
- Stereos, Radios, VCRs, etc.

LATEX PAINT INSTRUCTIONS

Please DO NOT bring water-based latex paint to the household hazardous waste dropoff - it is not hazardous. Instead, follow these steps for curbside disposal:

1. Dry latex paint in a well-ventilated area, away from children and pets.
2. If necessary, add absorbent material such as kitty litter or sawdust.
3. When dry, put the paint can into the regular refuse.
4. If the paint can is dry and empty, remove the lid and place the empty can in the recycling bin.

